



PEUGEOT e-TRAVELLER RANGE

PRICES, EQUIPMENT AND TECHNICAL SPECIFICATIONS

1st April 2022

Model Year - 2022.25



Lengths

Designed to fit your life, with two lengths available, there is a PEUGEOT e-Traveller to suit everyone. The two different lengths are made up of a combination of one wheelbase lengths and two rear overhangs. The two lengths are as follows:

Standard: Measuring in at 4.95m in length, Standard combines a longer wheelbase with a short rear overhang. Standard length provides the perfect balance between manoeuvrability and practicality. The longer wheelbase provides extra rear seat legroom and a larger boot area whilst the compact rear overhang ensures a comfortable fit within car park spaces.

Long: Measuring in at 5.30m in length, Long combines a long wheelbase with a long rear overhang for optimum practicality. Perfect for larger families or VIP transportation. PEUGEOT recommend the fitment of the optional 3rd row seats to take full advantage of the cavernous levels of space available.

All versions of PEUGEOT e-Traveller are limited to a height of 1.9m, this allows easy access to height restricted car parks.



Model shown is PEUGEOT e-Traveller Allure Standard length



PEUGEOT e-Traveller Allure

PEUGEOT e-Traveller Range



PEUGEOT e-Traveller Standard

PEUGEOT e-Traveller has been designed with both families and businesses in mind, and is dedicated to passenger transport and leisure.

Available in Active or Allure trim, the e-Traveller meets the different needs of families and businesses thanks to its changeable seat layout, with sliding and removable capabilities. This flexibility allows you to maximise interior space and enjoy driving comfort. Passengers can take advantage of the aviation screens in the 2nd row and be protected by integrated sun blinds.

Luggage in the boot can be easily accessed due to an opening rear window. With space, practicality, comfort and an easily changeable interior, the PEUGEOT e-Traveller can cater for numerous customer needs. The PEUGEOT e-Traveller can carry up to 8 people with 1,500 litres of boot volume, up to 5 people with 3,000 litres or 4,900 litres due to its removable seats in row 2 and 3.



PEUGEOT e-Traveller Long



Model shown is PEUGEOT e-Traveller Active Standard length



PEUGEOT e-Traveller Active



Available in 2 lengths, Standard and Long, PEUGEOT e-Traveller can carry up to 8 people.

Featuring a wealth of practical solutions the PEUGEOT e-Traveller is the ultimate multi-purpose vehicle, ready to take on whatever life can throw at it.

PEUGEOT e-Traveller models come with the following equipment as standard:

Safety and Security

- ABS with Electronic Brakeforce Distribution (EBD)
- Airbags
 - Driver and front passenger airbags
 - Driver and front passenger side airbags (head and thorax)
- Alarm (volumetric)
- Automatic door locking when moving off
- Cruise control and speed limiter
- DAA1 (Driver attention alert system)
- Electric child locking functionality on rear doors
- Emergency fuel cut off (in event of collision)
- Exterior temperature indicator with ice warning
- Front optimised safety headrests and rear retractable headrests (x3), height-adjustable.
- Front three-point retractable seatbelts
- Front ventilated disc brakes, rear disc brakes
- Gear Shift Indicator
- Headlights left on / door open audible warning
- Hill start assist function
- Isofix child seat fittings (x3 sets including top tether) for rear seats
- Rear three-point retractable seatbelts (x3)
- Seatbelt not fastened or unfastened audible and visual alert for front seats
- Tyre pressure sensors (indirect)
- AVAS: Acoustic Vehicle Alerting System. Generates a sound when travelling at low speed, audible outside the vehicle for pedestrian safety

Comfort and Convenience

- Coat hooks (driver and passenger side)
- Cup-holders (x2, dashboard mounted)
- Cup-holders (x2, located in row 3 side panels)
- Electric and heated door mirrors
- Electric power steering with reach and rake-adjustable steering column
- Front interior light with reading spotlights (x2)
- Grab handles, driver and passenger side, retractable with damping
- Heated rear windscreen with rear wash wipe
- Illuminated boot area
- Illuminated vanity mirrors
- Mechanical handbrake
- Multifunction trip computer
- One-touch electric front windows with pinch protection
- Parking sensors - rear
- Power folding door mirrors
- Reading spotlights (x3), in rear
- Rear side windows: dark tinted (30% light transmission) fixed position row 2 / 3
- Remote central locking with deadlocks
- Twin sliding rear doors

In Car Entertainment

- Bluetooth® telephone facility
- DAB radio (Digital Audio Broadcasting)
- Mirror Screen®:
 - Apple CarPlay™
 - Android Auto
- USB socket
- 4-speaker radio + 4 tweeters, MP3 compatible
- 7.0" capacitive touchscreen
- 12 V sockets (x3) (dashboard, lower glovebox and load area)

Exterior Features

- Body colour door mirrors
- Body-colour exterior door handles
- Body-colour front and rear bumpers (centre of rear bumper features black insert on long versions)
- Body colour side rubbing strips
- Radiator grille: chrome edge trim and black facets
- Roof mounted antenna
- 17" 'Phoenix' alloy wheels

Interior Features

- Dashboard: chrome airvent surround trim
- Dashboard: lower glovebox, open without lid
- Dashboard: open central storage compartment
- Dashboard: upper glovebox, with lid and illumination
- Decorative inlays to dashboard, door and side panels
- Door pockets: front, (including storage for 1.5L bottles)
- Door pockets: rear, (including storage for 500ml bottles)
- Fixing rings (x4) in load area (Standard versions)
- Fixing rings (x6) in load area (Long versions)
- Gear lever - automatic with rotary 'drive mode selector'
- Gear lever - manual with black gearknob and leather effect gaiter trim (6 speed gearbox)
- Instrument display panel: white LCD matrix display and 4x dials (rev counter, speedo, fuel gauge and water temperature)
- Plastic coated steering wheel with multifunction controls on steering column
- Roof lining - light grey
- Satin chrome finish to front interior door handles
- Seating:
 - Driver and front passenger seat adjustable armrest
 - Driver and front passenger seat mechanical longitudinal adjustment
 - Driver and front passenger seat mechanical back rest angle adjustment
 - Driver seat mechanical height adjustment
 - Driver seat mechanical lumbar adjustment

Exterior Lighting and Visibility

- Halogen front fog lights
- Halogen headlights
- Halogen rear fog lights
- Halogen rear lights (including braking and turn signal functions)
- Halogen rear numberplate lights (x2)
- Halogen third brake light
- LED daytime running lights
- Visibility pack
 - Automatic headlights
 - Automatic windscreen wipers
 - Electrochromic rear view mirror (auto dimming)
 - 'Follow me home' headlights



Model shown is PEUGEOT e-Traveller Allure Standard length in optional Nimbus Grey metallic paint and free of charge optional row 3 seating.



ACTIVE
With the perfect balance of character and strength, Active is the perfect place to start your journey

In addition to the standard specification, Active versions benefit from the following additional features:

Safety and Security

- Puncture Repair Kit

Comfort and Convenience

- Manual air conditioning
- Boot load restraint net
- Electric parking brake
- Map pockets on front seat backs
- Rear seat 'aviation style' air conditioning panel:
 - 6 x ceiling mounted air vents
 - temperature and fan speed adjustment
 - floor mounted air vents

Interior Features

- Dashboard: closed central storage compartment
- Decorative inlays: Anodised blue
- Flooring: black carpet
- Seating
 - Grey and dark blue 'Ocean' cloth trim
 - Row 2: 3 seater bench (1/3 2/3 split) on rails with longitudinal and backrest angle adjustment
 - Row 2: removable seats
 - Row 3, 3 additional seats on rails, (1/3 2/3), removable, with 3 x Isofix mounting points. Includes longitudinal and back rest angle adjustment.
- Tray tables on front seat backs

In Car Entertainment

- 12 V sockets (x4) (dashboard, lower glovebox, rear cabin and load area)
- 220 V socket in row 2

Exterior Features

- 17" 'Phoenix' alloy wheels



Illustration of the standard seating configuration on Active and Allure versions for 8 people. Please note, image is for illustrative purposes, trim and specification are standard, optional or unavailable according to level.



ALLURE
With added style and specification, enjoy the ultimate in understated luxury

In addition to the Active specification, Allure versions benefit from the following additional features:

Safety and Security

- Airbags
- Blind spot monitoring system
- 180° colour reversing camera
- PEUGEOT Connect SOS and Assistance

Comfort and Convenience

- Acoustic Pack (Acoustic windscreen and rear side windows)
- Additional non-programmable heating (Webasto)
- Additional soundproofing to passenger compartments
- Automatic dual zone climate control
- Child observation mirror
- Electric Parking Brake
- Footwell illumination (seating in row 1 and 2)
- Front interior light (x1 LED) with reading spotlights (x2 LED)
- Fuel filler door: electrically lockable (linked to central locking)
- PEUGEOT Open and Go (keyless entry and push button start)
- Power folding door mirrors
- Reading spotlights LED (x3), in rear
- Rear side windows: extra-dark tinted (10% light transmission) fixed position row 2 / 3 (Standard / Long versions)
- Split opening tailgate
- Twin 'hands free' electric sliding rear doors (includes foot operated sensors)

Interior Features

- Decorative inlays: Brushed aluminium
- Gear lever - Leather gearknob and leather effect gaiter trim
- Instrument display panel: 3.5" colour display, 4 x dials (rev counter and speedo with illuminated chrome plate surround, plus fuel gauge and water temperature)
- Mistral floor mats with stitch detail
- Mistral full-grain multi-function leather steering wheel with stitch detail

Interior Features

- Seating
 - Claudia Mistral leather seat trim
 - Driver and front passenger seat electric lumbar adjustment
 - Driver and front passenger seat electric multi-way adjustment
 - Driver and front passenger seat massage function
 - Driver and front passenger seat heating

In Car Entertainment

- Connected 3D Navigation*
 - Automatic connection via PEUGEOT Connect
 - TomTom® Live updates (3 year subscription)^
 - SpeedCam / Danger Zones (3 year subscription)^
 - HiFi Pack (5 speakers + 4 tweeters and subwoofer)
- Voice recognition (radio, navigation and telephony features)

Exterior Features

- Body-colour exterior door handles with chrome detail
- Panoramic cielo glass roof including 2x manual blackout blinds and 'Aviation Style' centre panel

*Additional terms and conditions apply to connected services, including customer acceptance of location sharing prior to activation
^Subject to subscription – after you have taken delivery of your vehicle, please subscribe on: <https://services-store.peugeot.co.uk>

PEUGEOT e-Traveller Range: Price List

	LENGTH	ENGINE	FUEL	RDE2 COMPLIANT	HP	TITRE CODE (DIALOG DESCRIPTION)	CO ₂ g/km*	BASIC MRRP	VAT (£)	TOTAL MRRP	OTR COSTS	ON THE ROAD MRRP	P11D VALUE (£)	2020/21 BIK %
Active	Standard	Electric 50 kWh 136^	Electric	-	136	1PK0NNPESFT0A0F0 (ACT STD EV136)	0	40,245.83	8,049.17	48,295	805	49,100	49,045	0
Allure	Standard	Electric 50 kWh 136^	Electric	-	136	1PK0NNRESFT0A0F2 (ALL STD EV136)	0	43,858.33	8,771.67	52,630	805	53,435	53,380	0
	Long	Electric 50 kWh 136^	Electric	-	136	1PK0NPRESFT0A0F2 (ALL LONG EV136)	0	44,558.33	8,911.67	53,470	805	54,275	54,220	0

* Please note, CO2 emissions quoted are for standard vehicles only, fitment of selected seating options and alloy wheels can impact quoted figures, please refer to 'Options' and 'Tech Spec' pages for further detail.

^ Electric range 148 miles under WLTP.

CO2 figures, P11D values, BIK% and MRRP pricing shown above are for a standard vehicle without any additional optional equipment. CO2 figures are used to calculate Vehicle Excise Duty (VED) for the first registration of the vehicle and BIK%. The addition of optional extras could increase the certified CO2 emission output. This in turn may affect the amount of VED payable upon registration, and, for company car drivers, the amount of Benefit in Kind (BIK) tax payable.

For further information on CO2 and pricing for vehicles with optional equipment, please visit www.peugeot.co.uk and configure your chosen vehicle with your preferred options.

Figures shown are for comparison purposes and should only be compared to the fuel consumption, electric range and CO2 values of other cars tested to the same technical standard.

The fuel consumption or electric range achieved, and CO2 produced (where applicable), in real world conditions will depend upon a number of factors including, but not limited to: the accessories fitted (pre and post registration); the starting charge of the battery (electric only); variations in weather; driving styles and vehicle load. The WLTP (Worldwide Harmonised Light Vehicles Test Procedure) is used to measure fuel consumption, electric range and CO2 figures.**'On the Road' MRRP includes registration plates and delivery to retailer (including VAT), 12 months' Vehicle Excise Duty and new vehicle registration fee of £55. Excludes fuel and insurance.

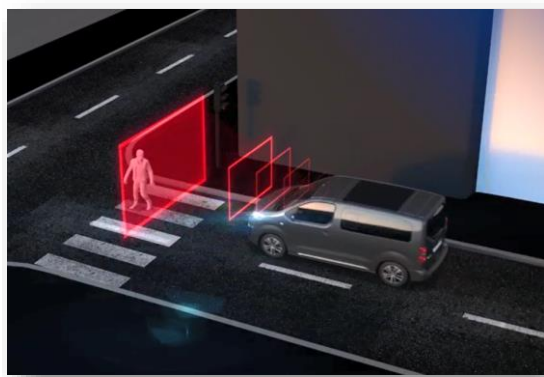
Plug In Car Grant (PiCG) from the government is not available to vehicles priced in excess of £32,000 since 15th December 2021.

All information and prices correct at time of publication, but are subject to change at any time without prior notice (which may occur as a result of matters including, but not limited to, any changes in legislation and/or any changes by the government).



Model shown is PEUGEOT e-Traveller Allure with optional Nimbus Grey metallic paint

For further information visit our website at peugeot.co.uk or contact your local PEUGEOT Retailer.



Automatic Emergency Braking System (AEBS2)

Automatic Emergency Braking System (AEBS2)
Optional as part of Drive Assist Pack

An intelligent autonomous braking system designed to avoid a collision or limit its severity by reducing the vehicle's speed. The system is triggered if the driver does not react quickly enough, by activating the vehicle's brakes.

A multifunction camera located at the top of the windscreen and a radar mounted at the front of the vehicle are able to detect obstructions on the road. The system is able to detect vehicles that are moving in the same direction or are at a stop, together with pedestrians in the road.

Distance Alert System - Optional as part of Drive Assist Pack
Working in conjunction with the AEBS2, the distance alert function warns the driver if the vehicle risks a collision with the vehicle in front or a pedestrian in the road. Two levels of warning are available, the first 'Amber' warning provides a visual alert to the potential risk. In a more severe instance a 'Red' visual and audible alert indicate a collision is imminent and driver action is required, failure to act triggers the AEBS2, for added peace of mind.

Blind Spot Monitoring

Active Blind Spot Detection (ABSD) - Standard on Allure versions

With PEUGEOT e-Traveller you can enjoy the feeling of having eyes in the back of your head with blind spot monitoring. This intelligent system uses lateral ultrasound sensors to cover areas out of your field of vision around the outside of the vehicle. The driver is alerted via the illumination of an LED in either side door mirror on the presence of a car, lorry, motorbike or bicycle in the blind spot. The system works when overtaking a slower vehicle or when overtaken by a faster vehicle. This intelligent feature operates from speeds as low as 8mph right up to the National Speed Limit.

Standard on Allure versions and optional on other versions, blind spot monitoring improves confidence behind the wheel and is particularly useful for motorway driving.




Lane Departure Warning

Lane Departure Warning - Optional as part of the Safety Pack

A system that monitors continuous and discontinuous lines and warns the driver if a longitudinal lane marking on the ground is accidentally crossed. If steering deviation is detected, you are alerted by a flashing indicator on the digital instrument panel and an audible signal in the cabin.

Visible via the instrument display panel or head up display (where specified), the lane departure warning system is particularly useful on motorways.



Driver Attention Alert

Driver Attention Alert - Optional as part of the Safety Pack
Linked to the Safety Pack, to help you stay sharp and alert behind the wheel, PEUGEOT e-Traveller features a two stage driver alert system for added safety on the road, comprising:

Driver Attention Alert 1 (DAA1) - standard on all models - it is important to take frequent breaks when travelling over long distances, to better guarantee your safety and the safety of those around you. All PEUGEOT e-Traveller models feature a timed alert system that operates at speeds in excess of 40mph, after two hours of driving a message is displayed recommending that you take a break.

Driver Attention Alert 3 (DAA3) optional as part of Safety Pack controlled by a camera at the top of the windscreen designed to analyse the vehicle's trajectory, this active system evaluates the vigilance of the driver at speeds of over 40mph. By identifying deviations relative to the road markings, PEUGEOT Traveller is able to determine whether the vehicle's behaviour reflects a certain degree of driver drowsiness or inattention. If it is felt that the driver needs to take better care on the road a visual and audible alert will occur. If more than three instances occur, the driver will be advised to take a break.




Adaptive Cruise Control

Adaptive Cruise Control - Optional as part of part of the Drive Assist Pack.

Controlled via a radar mounted at the front of the vehicle, the adaptive cruise control system provides the following key function:

- Automatic maintenance of the vehicles speed, at the value set by the driver.

The system detects a vehicle driving in front in the same direction and can use engine braking to reduce the vehicles speed.



PEUGEOT Connect SOS and Assistance

PEUGEOT Connect SOS & Assistance
Standard on Allure

A vehicle locating communication unit, this feature can be used manually (dedicated SOS button on the console) or automatically (if pyrotechnic devices are deployed). It locates the vehicle precisely and triggers the sending of the appropriate emergency services for a rapid response.

PEUGEOT are the pioneers of this technology, since launching in 2003. The system is subscription free with no additional charges and uses a GPS module and SIM card (built in to the system).

Speed Limit Recognition

Speed Limit Recognition and Recommendation
Optional as part of the Safety Pack

Using the windscreen mounted camera, PEUGEOT e-Traveller features speed limit sign recognition, leaving you in no doubt over the speed limit. Upon detecting a speed limit sign this information is read by the camera and displayed in colour on the digital instrument panel.

In addition to been made aware of the speed the driver also has the option to adapt their speed to the speed limit on the particular road via the vehicles cruise control stalk. The vehicle will then adjust its speed accordingly.

On roads without speed signs, a satellite feed via the navigation system will provide speed limits for major roads.



PEUGEOT Smartbeam Assistance

PEUGEOT Smartbeam Assistance - Optional as part of Safety Pack

Linked to the Safety Pack, PEUGEOT Smartbeam Assistance gives you one less thing to think about when driving at night. Controlled via a windscreen mounted camera, the system continuously analyses driving conditions, for instance the proximity of other vehicles.

PEUGEOT Smartbeam Assistance automatically switches headlights to full beam when conditions allow, allowing you to tap into the full potential of the halogen or Xenon headlights, dependent on version.





Connected 3D Navigation

Connected 3D Navigation* - Standard on Allure
 Linked to the 7.0" capacitive colour touchscreen, the system includes European mapping, 3D city mapping and voice recognition (for radio, navigation and telephone functions). The system also includes a 3 year subscription^ to PEUGEOT Connect allowing an automatic, permanent connection to online navigation services (in partnership with TomTom®). Key features of PEUGEOT Connect include:

- **TomTom® Traffic:** Real-time updates on traffic conditions (traffic jams, road works) and suggested alternative routes.
- **Local Weather:** Displays forecasted weather conditions along the route.
- **Fuel Stations:** Displays nearby fuel stations and pricing.
- **Parking:** Displays prices and availability
- **Local search:** Access address and contact detail information for a point of interest.

*Additional terms and conditions apply to connected services, including customer acceptance of location sharing prior to activation. ^Subject to subscription – after you have taken delivery of your vehicle, please subscribe on: <https://services-store.peugeot.co.uk>

Mirror Screen®

Mirror Screen® - Standard on all versions

Allows the mirroring of a compatible smartphone screen to access the key functionality on the handset. Once paired functions are displayed on the 7.0" capacitive colour touchscreen. System features vary by provider/phone and can include navigation, text display, text reading, media functionality voice control. Mirror Screen® uses the following systems:

- **Apple CarPlay™** 
- **Android Auto** 

*For further information on Apple CarPlay™ and smartphone compatibility please visit : <https://www.apple.com/ios/carplay/>
 For information on Android Auto and smartphone compatibility please visit : <https://www.android.com/aut/>



180° Colour Reversing Camera

180° Colour Reversing Camera - Standard on Allure
 A camera located on the rear of the vehicle is linked to the 7.0" capacitive colour touchscreen. Offering increased visibility when reversing, with a selection of views to choose from, you'll never look back:

- **Rear Grid View:** a clear view of obstructions to the rear of the vehicle coupled with grid lines oriented to the positioning of the steering wheel, offering perspective for distances of one and two metres respectively from the rear bumper.
- **180° View:** Divides the screen into three zones, offering a clear view of vehicles approaching from the side. Perfect for safely reversing out of parking spaces.
- **Overhead View:** the camera records the surroundings during a manoeuvre to reconstitute an overhead rear view of the vehicle in its immediate environment, making it easier to manoeuvre between surrounding obstacles.



Twin 'Hands Free' Electric Sliding Rear Doors

Twin 'Hands Free' Electric Sliding Rear Doors - Standard on Allure

To make access that little bit easier, PEUGEOT Traveller with electric sliding side door technology can help to make life just that bit easier. Featuring a sensor located under the rear bumper, both on the left and right sides, a simple foot movement underneath the bumper is all that is required (vehicle key must be within range) to open and close the side doors.

In addition the doors can be electrically operated using the exterior door handles, buttons on the door interior fascia panels, interior rear door handles, dashboard and keyless entry enabled key fob. With a large opening aperture the twin sliding doors provide enhanced practicality and access, particularly in tight parking scenarios.

PEUGEOT Open and Go - Standard on Allure

In conjunction with the twin electric door feature is PEUGEOT Open and Go. Using sensors mounted in the exterior door handles, PEUGEOT Traveller can be opened without removing the key from your pocket or bag, simply grab the handle and the vehicle will automatically unlock. Once inside a simple press of the stop start button is all that is required.



Euro NCAP Rating

PEUGEOT e-Traveller offers optimum protection for you and your family. All models feature front and side airbags as standard. Additional protection is available with 2nd and 3rd row curtain airbags as optional. Airbag protection comprises:

Driver & front passenger airbags: providing frontal protection for front seat occupants.

Front side airbags: located in the seat frame on the outside edge of the front seats frames; they inflate between front seat occupants and the front doors, providing, chest, abdomen and pelvic protection in a side impact.

Curtain airbags: located in the cant rail on either side of e-Traveller, these deploy in a side impact and provide head protection for both front and rear occupants in a side impact (optional).

In addition, deployment of the airbags causes the fuel supply to be cut off, doors will automatically unlock, hazard warning lights will activate and PEUGEOT Connect SOS (standard on Allure) will automatically trigger and contact the emergency services if no response is received from occupants on-board.

In recognition of all of the above, PEUGEOT e-Traveller was awarded the maximum, 5 star rating from Euro NCAP, the largest independent



Intelligent Storage Solutions: Front Door Pockets

Intelligent Storage Solutions

Intelligent Storage Solutions - Dependent on version

PEUGEOT e-Traveller has been carefully designed to offer useful storage solutions to accommodate all of the items needed for daily life, plus a bit more for good measure. With over 40 litres of storage on offer, areas include:

Upper Glovebox, with Lid: Offering 7 litres of space under the opening lid, also includes illumination.

Front Door Pockets: Offering 10 litres of storage in each, these can also accommodate 1.5 litre bottles. Both front doors feature upper and lower pockets.

In addition all versions feature open lower glove boxes, dashboard central storage compartments that offer over 5 litres, rear door pockets at over 5 litres for each.



Airbags

Family Friendly Features

Family Friendly Features: (Dependent on version)
PEUGEOT e-Traveller has been designed with the family in mind. On top of the outstanding practicality, e-Traveller also features family focussed touches including:

Child Observation Mirror: (Standard on Allure). Positioned above the rear view mirror, this convex mirror will allow you to keep a close eye on up to six children sat in the rear seats, all from the comfort of the driver's seat.

Electric Child Locks: Offering peace of mind on the move, electric child locks ensure that the rear doors stay safely secured whilst on the move.

Isofix Mounting Points: Offering a minimum of 3 sets of Isofix mounting points across row 2 (including top tethers, PEUGEOT e-Traveller offers secure transport for baby and child seats. As a result of the practical vehicle shape, 3 child seats will comfortably fit sit by side. For larger families up to 6 sets of Isofix mounting points can be specified.



Panoramic Cielo Glass Roof

Panoramic Cielo Glass Roof

Panoramic Cielo Glass Roof - Standard on Allure
Enjoy the world outside with PEUGEOT e-Traveller. Divided into two glass panels that bathe the cabin in natural light, the panoramic cielo glass roof enhances the interior ambiance onboard PEUGEOT e-Traveller.

Measuring 1000mm x 400mm the two panels are divided by an 'aviation style' air conditioning panel, complete with 6 vents, temperature and fan speed adjustment as well as lighting.

If the summer sun proves to be too much each panel is fitted with a black out blind and to further enhance the mood onboard at night, white LED ambient lighting flanks the inner sides of the glass panels to give a soft glow.



Family Friendly Features: Child Observation Mirror

Window Blinds and Tray Tables On Front Seat

Window Blinds and Tray Tables On Front Seat Backs

Standard from Allure

In row 2 PEUGEOT e-Traveller passengers can enjoy enhanced comfort. As standard on most versions the large row 2 windows come fitted with retractable window blinds. Coupled with the dark tinted windows, this ensures optimum privacy and shelter from bright sunlight.

Taking further inspiration from the world of aviation, PEUGEOT e-Traveller also features tray tables on front seat backs. Featuring a recess to hold a beverage and a tethering strap for securing items,

Boot Space and Modularity

Boot Space and Modularity

With a choice of two lengths available PEUGEOT e-Traveller offers a wealth of configurations, in 5 seat mode boot space ranges from 1624 dm³ to 2011 dm³ for Standard and Long versions respectively. Coupled with the cavernous boot area, are some really useful touches including a very low load sill, particularly useful when loading heavy or bulky items. The boot also offers a very wide aperture and inside, the large, uniform, square boot area ensures that every last part of the is accessible and useable. Further practical touches include:

Boot Load Restraint Net - Standard on all versions - this large net helps to secure smaller items and prevent them from shifting whilst on the move, the net is secured via the fixing rings located in the corners of the boot.

Split Opening Tailgate - Standard on Allure versions - a great feature if space at the rear of the vehicle is at a premium, provides quick access to the boot area and allows items to be placed directly onto the parcel shelf (if specified).



Window Blinds and Tray Tables On Front Seat Backs



Boot Load Restraint Net



Split Opening Tailgate

Live the Power of Choice

Full Electric Vehicle

The PEUGEOT Traveller not only comes with a full range of diesel powertrains to choose from, but is also available as a full electric vehicle. For even more versatility, both the Standard and Long lengths are available with the 50 kWh battery and allow a range of up to 148 miles (WLTP).

Charging Flexibility

The new PEUGEOT e-Traveller offers ultimate charging flexibility with two available on-board chargers and 3 modes available.

Two types of on-board chargers are available, a 7.4 kW single-phase charger as standard, or an 11 kW three-phase charger (available as an option).

Domestic (AC): from a standard socket, full charge in 31 hours (accessory cable needed)

Fast (AC) from a 7.4 kW wallbox full charge in 7.5 hours and from a 11 kW wallbox full charge in just 5 hours

Rapid (DC) 100kW public rapid charge terminals allow 80% charge in just 30 minutes



New PEUGEOT e-Traveller Front View

New PEUGEOT e-Traveller Rear View



Technical

Electric 50 kWh 150hp motor

The new PEUGEOT e-Traveller offers a lively and stimulating drive thanks to its full electric motor. You benefit from immediate reactivity with 260Nm of torque from 0mph. The silent engine offers a serene drive without vibration.

EMP2 Platform

Based on the EMP2 (Efficient Modular Platform) multi-energy modular platform, the new PEUGEOT e-Traveller offers a full electric powertrain, with a maximum power of 100 kW and a maximum torque of 260 Nm.

Range

148 miles WLTP

Usage

The new PEUGEOT e-Traveller offers 3 driving modes from the mode selector:

Eco (60 kW, 180 Nm): for optimising range

Normal (80 kW, 210 Nm): for everyday use

Power (100 kW, 260 Nm): for optimal performance

Two braking modes are available:

Moderate

Emphasised (accessible from push "B", for "Brake" located on the gearbox control), for increased deceleration when the accelerator pedal is released

All versions of the new PEUGEOT e-Traveller are equipped with the Electric Parking Brake, freeing up floor space.



'e' Monogram Badging

Technology

The head up display evolves to share the necessary information the driver needs to correctly handle a full Electric vehicle:

A powermetre for displaying consumption (ECO, POWER or CHARGE)

A consumption gauge for heating and air conditioning

A battery level gauge

A colour matrix to display energy flows, charge monitoring (current or delayed), on-board computer information and range

In the centre of the vehicle is the touchscreen from which you can access the "Electric" menu: "Flow" to view the live energy flow "Statistics" to display the consumption statistics "Charge" which allows you to programme a deferred charge

In addition, you can view the available charging points, the remaining range, or set the passenger compartment's heating preconditioning settings.

AVAS: Acoustic Vehicle Alerting System.

Generates a sound when travelling at low speed, audible outside the vehicle for pedestrian safety (Standard on Electric versions).

EV Services

MyPEUGEOT App:

Charge management: Control, plan, launch and check the vehicle's charge remotely

Climate preset: Remotely plan and control the heating or air conditioning in the interior of your car.

e-Coaching: Consumption logs and statistics

Charging Pass:

PEUGEOT will provide access to certain UK public charging points through a free subscription for an introductory period.

Styling

The new PEUGEOT e-Traveller comes with distinctive and exclusive touch:

A specific 'e' monogram badging as well as the name of the car at the rear.

Drive Mode Selector



Electric Parking Brake



Driver Dashboard

PEUGEOT e-Traveller Range: Options

Standard	●					
Optional	○					
Unavailable	-					

	ACTIVE	ALLURE	Basic RRP £ Excluding VAT	VAT @ 20%	Total RRP £ Including VAT
--	--------	--------	------------------------------------	-----------	---------------------------------

PAINT

Ice White	POPR	●	●	0.00	0.00	0.00
Metallic paint	MO..	○	○	479.17	95.83	575.00

SAFETY AND SECURITY

Child mirror observation	XN01	○	●	83.33	16.67	100.00
Drive Assist Pack, includes: adaptive cruise control, automatic emergency braking system (AEBS2), distance alert system. Includes 3.5" colour display on all versions.	D403	○	○	333.33	66.67	400.00
Curtain airbags	NF04	○	○	208.33	41.67	250.00
Electrochrome rearview mirror	RL05	○	●	83.33	16.67	100.00
PEUGEOT Connect SOS and Assistance	YR07	○	●	166.67	33.33	200.00
Safety pack, includes: Lane Departure Warning (LDW), Speed limit recognition and recommendation, driver attention alert 3 (DAA3), PEUGEOT Smartbeam Assistance	LI01	○	○	500.00	100.00	600.00

COMFORT AND CONVENIENCE

Automatic Air Conditioning	RE07	○	●	333.33	66.67	400.00
Easy entry pack, includes: PEUGEOT Open & Go (YD01), Twin 'hands free' electric sliding rear doors (includes foot operated sensors) (HL04), Fuel filler door electrically lockable, 220v socket	WZ09	○	●	1,166.67	233.33	1,400.00
Leather steering wheel	VH04	○	●	166.67	33.33	200.00
PEUGEOT Open and Go (keyless entry and push button start)	YD01	○	●	350.00	70.00	420.00
Rear side windows: extra light tinted (70% light transmission) fixed position row 2 /3 (Standard / Long versions) Free of charge option in lieu of dark or extra dark tinted windows Not compatible with the Split opening tailgate (W007)	VD02	○	○	150.00	30.00	180.00
Rear side windows: extra-dark tinted (10% light transmission) fixed position row 2 /3	VD18	○	●	150.00	30.00	180.00
Split opening tailgate	W007	○	●	166.67	33.33	200.00
Visio Park 1: 180° Colour reversing camera	UB13	○	●	700.00	140.00	840.00
Window blinds on row 2	UD03	○	●	75.00	15.00	90.00
11 kW On board Charger	LZ04	○	○	250.00	50.00	300.00

INTERIOR FEATURES

Central table on rail (compatible with both 4 x armchair configuration or 2 x armchair and 1 x row 3 1/3 2/3 seating) Includes AL35 option.	D701	-	○	412.50	82.50	495.00
Row 2: x2 armchair 'saloon' configuration on rails, removable and reversible (includes armrests, Isofix child seat fittings, x2 sets including top tether)	AL35	-	○	333.33	66.67	400.00

IN CAR ENTERTAINMENT

Connected 3D Navigation (includes voice control, PEUGEOT Connect SOS and Assistance and SpeedCam Danger Zones subscription)*	WLX7 / WLX9	○	●	500.00	100.00	600.00
TomTom® Live services subscription – 3 years (linked to Connected 3D Navigation)*^	N/A	○	●	0.00	0.00	0.00
TomTom® Live services subscription – 1 year extension (4 years total)*^	N/A	○	○	45.83	9.17	55.00
TomTom® Live services subscription – 3 year extension (6 years total)*^	N/A	○	○	104.17	20.83	125.00
SpeedCam / Danger Zones subscription – 3 years (linked to Connected 3D Navigation)*^	N/A	○	●	115.83	23.17	139.00

EXTERIOR FEATURES

Conversion interface box	QC01	○	-	250.00	50.00	300.00
Panoramic cielo glass roof (including x2 manual blackout blinds)	OK01	○	●	416.67	83.33	500.00

*Additional terms and conditions apply to connected services, including customer acceptance of location sharing prior to activation.

^Subject to subscription – after you have taken delivery of your vehicle, please subscribe on: <https://services-store.peugeot.co.uk/>

PEUGEOT e-Traveller Range: Equipment

Standard	●	
Optional	○	
Unavailable	-	
	ACTIVE	ALLURE
BODYSTYLE		
5 Door MPV (Multi Purpose Vehicle)	●	●
SAFETY AND SECURITY		
ABS (Anti-lock Braking System) with Electronic Brakeforce Distribution (EBD)	●	●
Airbags: Adaptive driver and front passenger airbags	●	●
Airbags: Driver and front passenger side airbags (head and thorax)	●	●
Alarm (volumetric)	●	●
Automatic door locking when moving off	●	●
AVAS: Acoustic Vehicle Alerting System. Generates a sound when travelling at low speed, audible outside the vehicle for pedestrian safety	●	●
Electric versions only		
Cruise control and speed limiter	●	●
DAA1 (Driver attention alert system)	●	●
Blind spot monitoring system	○	●
Electric child locking functionality on rear doors	●	●
Emergency fuel cut off (in event of collision)	●	●
Exterior temperature indicator with ice warning	●	●
Front optimised safety headrests and rear retractable headrests (x3), height-adjustable.	●	●
Front three-point retractable seatbelts	●	●
Front ventilated disc brakes, rear disc brakes	●	●
Gear Shift Indicator	●	●
Headlights left on / door open audible warning	●	●
Hill start assist function	●	●
Isofix child seat fittings (x3 sets including top tether) for rear seats	●	●
PEUGEOT Connect SOS and Assistance (Standard on Active Electric versions)	○	●
Puncture Repair Kit	●	●
Rear three-point retractable seatbelts (x3)	●	●
Seatbelt not fastened or unfastened audible and visual alert for front seats	●	●
Tyre pressure sensors (indirect)	●	●
COMFORT AND CONVENIENCE		
Acoustic pack (acoustic windscreen and rear side windows)	-	●
Additional non-programmable heating (Webasto)	-	●
Not available on Electric versions		
Additional soundproofing to passenger compartments	-	●
Automatic air conditioning	-	●
Coat hooks (driver and passenger side)	●	●
Cup-holders (x2, dashboard mounted)	●	●
Cup-holders (x2, located in row 3 side panels)	●	●
Easy entry pack, includes: PEUGEOT Open & Go (YD01), Twin 'hands free' electric sliding rear doors (includes foot operated sensors) (HL04), Fuel filler door electrically lockable, 220v socket	○	●
Not available on Active versions		
Electric, folding and heated door mirrors	●	●
Electric power steering with reach- and rake-adjustable steering column	●	●
Footwell illumination (seating in row 1 and 2)	-	●
Front interior light with reading spotlights (x2)	●	-
Front interior light (x1 LED) with reading spotlights (x2 LED)	-	●
Grab handles, driver and passenger side, retractable with damping	●	●
Heated rear windscreen with rear wash wipe	●	●
Illuminated boot area	●	●
Illuminated vanity mirrors	●	●

	ACTIVE	ALLURE
Map pockets on front seat backs	●	●
Mechanical handbrake	●	●
Multifunction trip computer	●	●
One-touch electric front windows with pinch protection	●	●
Parking sensors - rear	●	●
PEUGEOT Open and Go (keyless entry and push button start)	○	●
Power folding door mirrors	●	●
Reading spotlights (x3), in rear	●	-
Reading spotlights, LED (x3), in rear	-	●
Rear seat 'aviation style' air conditioning panel	●	●
Rear seat 'aviation style' air conditioning panel: x6 ceiling mounted air vents	●	●
Rear seat 'aviation style' air conditioning panel: temperature and fan speed adjustment	●	●
Rear seat 'aviation style' air conditioning panel: floor mounted air vents	●	●
Rear side windows: dark tinted (30% light transmission) fixed position row 2 /3	●	-
Rear side windows: extra-dark tinted (10% light transmission) fixed position row 2 /3	○	●
Remote central locking with deadlocks	●	●
Split opening tailgate	○	●
Twin sliding rear doors	●	○
Twin 'hands free' electric sliding rear doors (includes foot operated sensors)	○	●
Electric parking brake	- / ●*	●
Standard on EV versions		
INTERIOR FEATURES		
Dashboard: chrome airvent surround trim	●	●
Dashboard: closed central storage compartment	●	●
Dashboard: lower glovebox, open without lid	●	●
Dashboard: open central storage compartment	-	-
Dashboard: upper glovebox, with lid and illumination	●	●
Decorative inlays to dashboard, door and side panels	●	●
Decorative inlays: Anodised blue	●	-
Decorative inlays: Brushed aluminium	-	●
Door pockets: front (including storage for 1.5L bottles)	●	●
Door pockets: rear (including storage for 500ml bottles)	●	●
Fixing rings (x4) in load area (Standard versions)	●	●
Fixing rings (x6) in load area (Long versions)	●	●
Flooring: black carpet	●	●
Gear lever - automatic with rotary 'drive mode selector'	-	●
Gear lever - manual with black gearknob and leather effect gaiter trim (6 speed gearbox)	●	-
Gear lever - manual with leather gearknob and leather effect gaiter trim (6 speed gearbox)	-	●
Instrument display panel: white LCD matrix display, 4 x dials (rev counter, speedo, fuel gauge and water temp)	●	-
Instrument display panel: 3.5" colour display, 4 x dials (rev counter and speedo with illuminated chrome plate surround, plus fuel gauge and water temp). Linked to option RG04 on Active versions.	○	●
Not available on Electric versions		
Mistral floor mats with stitch detail	-	●
Mistral full-grain multi-function leather steering wheel with stitch detail and multifunction controls on steering column	○	●
Plastic coated steering wheel with multifunction controls on steering column	●	-
Rear parcel shelf (without lining)	●	●
Roof lining - light grey	●	●
Satin chrome finish to front interior door handles	●	●

PEUGEOT e-Traveller Range: Equipment










	Standard	Optional	Unavailable		ACTIVE	ALLURE
	●	○	-			
					ACTIVE	ALLURE
Seating: driver seat mechanical height adjustment	●				●	-
Seating: driver seat mechanical lumbar adjustment	●				●	-
Seating: driver and front passenger seat adjustable armrest	●				●	●
Seating: driver and front passenger seat mechanical longitudinal adjustment	●				●	-
Seating: driver and front passenger seat mechanical back rest angle adjustment	●				●	-
Seating: driver and front passenger seat electric lumbar adjustment	-				-	●
Seating: driver and front passenger seat electric multi-way adjustment	-				-	●
Seating: driver and front passenger seat massage function	-				-	●
Seating: driver and front passenger seat heating	-				-	●
Seating: Row 2: 3 seater bench (1/3 2/3 split) on rails with longitudinal and backrest angle adjustment	●				●	●
Seating: Row 2: removable seats	●				●	●
Seating: Row 3: 3 additional seats on rails, (1/3 2/3), removable, with 3 x Isofix mounting points. Includes longitudinal and back rest angle adjustment	●				●	●
Seating: Row 2: Rear armchairs (x2)	-				-	○
Seating: Row 2: Rear armchairs (x2): armrests on both sides	-				-	○
Seating: Row 2: Rear armchairs (x2): removable and reversible (can be fitted backwards for lounge style seating)	-				-	○
Seating: Row 2: Rear armchairs (x2): Isofix mounting points and top tethers on all seats	-				-	○
Seating: Row 2: Rear armchairs (x2): rail mounted with longitudinal and back rest angle adjustment	-				-	○
Seating: Grey and dark blue 'Ocean' cloth trim	●				●	-
Seating: Claudia Mistral leather seat trim	-				-	●
Window blinds (row 2)	-				-	●
IN CAR ENTERTAINMENT						
Bluetooth® telephone facility	●				●	●
Connected 3D Navigation: includes TomTom® Live updates and SpeedCam / Danger Zones (3 year subscription)*^	○				○	●
DAB Radio (Digital Audio Broadcasting)	●				●	●
HIFI Pack (5 speakers + 4 tweeters and subwoofer)	-				-	●
Mirror Screen®: (Apple CarPlay™ and Android Auto)	●				●	●
Voice recognition (radio, navigation and telephony features)	○				○	●
4-Speaker radio + 4 tweeters, MP3 compatible	●				●	-
7.0" capacitive colour touchscreen	●				●	●
12V sockets (x4) (dashboard, lower glovebox, rear cabin and load area)	●				●	●
220v socket	○				○	●
EXTERIOR FEATURES						
Black door mirrors	●				●	●
Body-colour exterior door handles	●				●	-
Body-colour exterior door handles with chrome detail	○				○	●
Body-colour front and rear bumpers (centre of rear bumper features black insert on long versions)	●				●	●
Body colour side rubbing strips	●				●	●

	ACTIVE	ALLURE
Panoramic cielo glass roof (including x2 manual blackout blinds and 'aviation style' centre panel) Not available on Active Diesel versions	○	●
Radiator grille: chrome edge trim and black facets	●	●
Roof mounted aerial 200mm	●	●
17" 'Phoenix' alloy wheels	●	●
EXTERIOR LIGHTING AND VISIBILITY		
Halogen front fog lights	●	●
Halogen headlights	●	-
Halogen rear fog lights	●	●
Halogen rear lights (including braking and turn signal functions)	●	●
Halogen rear numberplate lights (x2)	●	●
Halogen third brake light	●	●
LED daytime running lights	●	●
Visibility pack: automatic lights	●	●
Visibility pack: electrochrome rear view mirror (auto dimming)	○	●
Visibility pack: 'follow me home headlights'	●	●



*Additional terms and conditions apply to connected services, including customer acceptance of location sharing prior to activation.

^Subject to subscription – after you have taken delivery of your vehicle, please subscribe on: <https://services-store.peugeot.co.uk/>

	ACTIVE	ALLURE	
Trim	Grey and dark blue 'Ocean' cloth trim	Claudia Mistral leather seat trim	
Row 1	Driver and front passenger seat with adjustable armrest	Driver and front passenger seat with adjustable armrest	Driver and front passenger seat with adjustable armrest
			
Code	WAAO Standard	WAAO Standard	WAAO Standard
Row 2	3 seater bench (1/3 2/3 split) on rails (includes Isofix child seat fittings, x3 sets including top tether)	3 seater bench (1/3 2/3 split) on rails (includes Isofix child seat fittings, x3 sets including top tether)	Row 2: x2 armchair 'saloon' configuration on rails (includes Isofix child seat fittings, x2 sets including top tether)
			
Code	AL39 Standard	AL39 Standard	AL35 Optional at extra cost
Row 3	3 seater bench (1/3 2/3 split) on rails (includes Isofix child seat fittings, x3 sets including top tether)	3 seater bench (1/3 2/3 split) on rails (includes Isofix child seat fittings, x3 sets including top tether)	Row 2: x2 armchair and Row 3 3 seater bench (1/3 2/3 split) all on rails, 'saloon' configuration (includes Isofix child seat fittings, x5 sets including top tether)
			
Code	AN17 Standard	AN17 Standard	AN17 Standard

PEUGEOT e-Traveller Range: Paint Options

		ACTIVE	ALLURE
Upholstery		Grey and dark blue 'Ocean' cloth trim	Claudia Mistral leather seat trim
Flooring / Roof-lining		Black carpet / Light grey	Black carpet / Light grey
SOLID PAINT			
Ice White	POPR	●	●
METALLIC PAINT			
Nera Black	M09V	○	○
Cumulus Grey	M0F4	○	○
Nimbus Grey	M0VL	○	○
Pearl Sand	M0EU	○	○
Rich Oak	M0G6	○	○



Ice White



Nera Black



Cumulus Grey



Nimbus Grey





Pearl Sand



Rich Oak

PEUGEOT e-Traveller Range: Upholstery Options

	ACTIVE	ALLURE
Upholstery	Grey and dark blue 'Ocean' cloth trim	Claudia Mistral leather seat trim
Trim Code	44FY	CYFX
Seat Trim Availability	●	●
Dashboard and Door Panel finish	'Anodised Blue'	'Brushed Aluminium'
	Standard with all paint finishes	Standard with all paint finishes
		
Panel Finish Availability	●	●



Grey and dark blue 'Ocean' cloth trim



Claudia Mistral leather seat trim

PEUGEOT e-Traveller Range: Wheel Options

	ACTIVE	ALLURE
17" 'Phoenix' alloy wheels (ZHCQ)	●	●



17" 'Phoenix'



Claudia Mistral leather seat trim
Standard on Allure trim level

PEUGEOT e-Traveller Range: Technical Specification: Euro 6.3

		50kWh Electric Battery	
Derivative		Standard length Active / Allure	Long length Allure
DRIVETRAIN	Maximum power hp (Kw)	136 (100) @ 5500	
	Maximum torque Nm / rpm	260 / 3674	
	Battery Capacity (kWh) / Battery power (kW)	50	
	Battery Warranty	8 Year / 100,000 mile traction battery warranty	
	Electric Energy Consumption (Wh/km)	230 - 282	
	Electric Range WLTP (miles)	148	
	Service Schedule	Initial operation 8,000 miles / 1 Year, first scheduled service 16,000 miles / 2 Years, then every 16,000 miles / 2 Years thereafter	
	On Board Charger (kW)	7.4	
BRAKES	Front and rear discs	●	
SUSPENSION AND TYRES	Front suspension	Pseudo MacPherson	
	Rear suspension	Panhard bar rear train	
	Size - 17" tyres	225/55 R17 101Y - 7.00J17 ET46	
REGULATED EMISSIONS	Carbon monoxide (mg/km)	-	
	Total hydrocarbons (mg/km)	-	
	Nitrogen Oxides (mg/km)	-	
	Total Hydrocarbons + Nitrogen Oxides (mg/km)	-	
	Particulate Matter (mg/km)	-	
Carbon Dioxide (CO2) emissions Combined (g/km)**	0		
PERFORMANCE	Maximum speed (mph)	81	
	Acceleration 0-62 mph driver only (sec)	10.8	
VEHICLE WEIGHT INFORMATION (KG)	Gross vehicle weight	2950	2965
	Mass in service	2142	2162
	Kerb weight	1894	1914
	Gross train weight	3950	3965
	Maximum braked trailer weight	1000	
	Maximum tow ball weight	60	
INSURAN CE CODES	Active	37E	-
	Allure	38E	39E

The fuel consumption or electric range achieved, and CO2 produced (where applicable), in real world conditions will depend upon a number of factors including, but not limited to: the accessories fitted (pre and post registration); the starting charge of the battery; variations in weather; driving styles and vehicle load. The WLTP (Worldwide Harmonised Light Vehicles Test Procedure) is used to measure fuel consumption, electric range and CO2 figures.

Figures shown are for comparison purposes and should only be compared to the fuel consumption, electric range and CO2 values of other cars tested to the same technical standard.

Figures quoted reflect a range of configurations (including non-UK market vehicles) and are subject to changes resulting from ongoing product development, range evolutions, testing and evaluations.

Figures shown are for comparison purposes and should only be compared to the fuel consumption and CO2 values of other cars tested to the same technical standard.

^ 'LOW': Low speed city driving, representative of city centre driving, maximum 35mph.

^^ 'MEDIUM': Medium speed town driving, representative of town or suburban driving, maximum 50mph.

^^^ 'HIGH': High speed rural driving, representative of A-road or dual carriageway driving, maximum 60mph.

^^ 'EXTRA HIGH': Extra High speed motorway driving, representative of a typical European motorway, maximum 81mph.

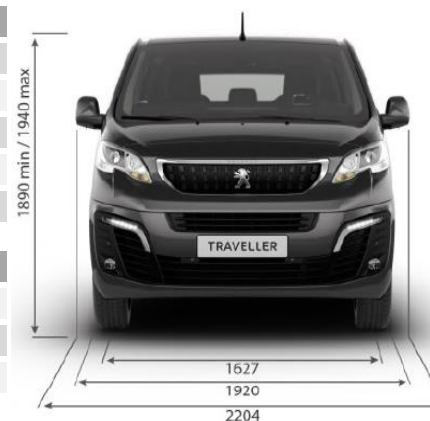
^^^ 'COMBINED': A mixed journey average of all elements

PEUGEOT e-Traveller Range: Dimensions

VERSIONS	Standard	Long
Exterior dimensions (mm)		
Length	4956	5308
Front overhang	881	
Wheelbase	3275	
Rear overhang	803	1153
Width (excluding door mirrors)	1920	
Width (door mirrors unfolded)	2204	
Front track at wheel centre	1627	
Rear track at wheel centre	1600	
Height (1)	1890	
Height with larger payload (1)	1930	1935
Height with raised suspension (1)	1935	1940
Ground clearance (1)	150	
Ground clearance with raised suspension (1)	175	
Dimensions of rear doors (mm)*		
Maximum width of rear doors	1212	
Maximum height of rear doors	1177	
Minimum load sill height (1)	584	584
Maximum load sill height (1)	653	664
Dimensions of side doors (mm)		
Width of aperture	933	
Height of aperture	1181	
Interior dimensions (mm)		
Maximum load height	1337	1339
Maximum load length (with folding 1 st row passenger seat)	3161	3511
Load length (behind the 1 st row)	2413	2763
Load width between wheel arches	1228	
Maximum waiste width 1 st row / 2 nd row / 3 rd row	1515 / 1586 / 1570	
Interior volumes (L)* (see over 6.3)		
Boot load volume (seat height) (2)	1700	2100
Boot load volume (roof height) (2)	2550	3100
Maximum number of seats	8	8
Turning circle (m)		
Turning circle between kerbs	12.4	
Turning circle between walls	12.9	

(1) Vehicle in running order

(2) In a standard configuration (without third row)

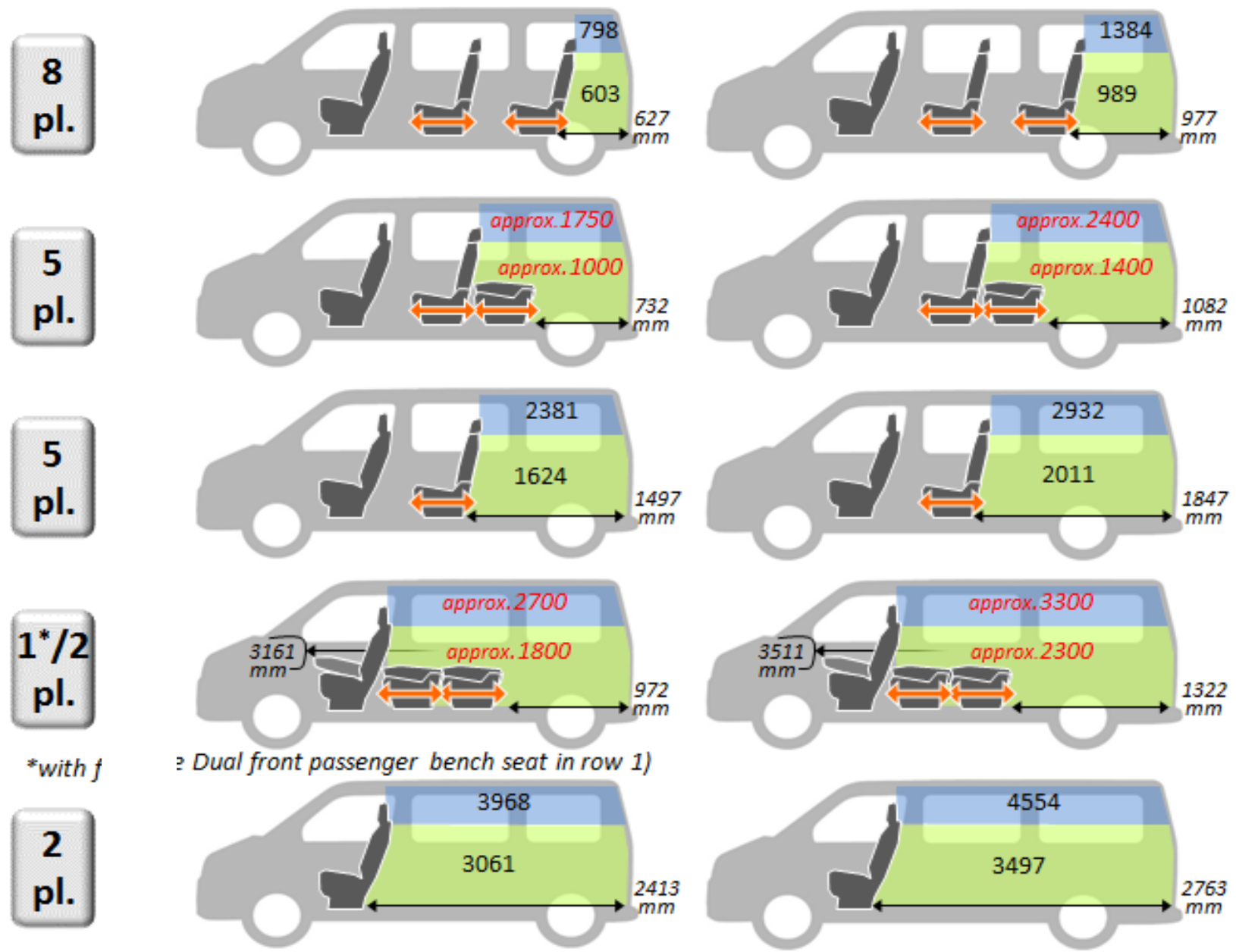


(1) Compact
(2) Standard
(3) Long

PEUGEOT e-Traveller Range: Dimensions

VDA calculation: Volume of the boot space is calculated by filling with one-litre blocks measuring 200mm x 100mm x 50mm.

- Volume to the top of the seat back
- Volume to the roof



PEUGEOT e-Traveller Range: Service Contracts

PEUGEOT offers two levels of Service Contract:

PEUGEOT Service Plans

What's included:

- PEUGEOT Service Plans offer complete assurance that all your servicing costs will be completely covered for the duration of the plan
- We offer PEUGEOT Service Plans for up to five years with many mileage options
- One-off up front or monthly direct debit payment options available
- All packages are affordable and inflation proof, which means they will remain at a fixed cost for the duration of the plan.

Monthly price examples*:

	36 Months / 30,000 Miles	48 Months / 40,000 Miles	60 Months / 50,000 Miles
e-Traveller	£8.69 per month	£11.35 per month	£10.85 per month

* Price examples based on an annual mileage of 10,000 per annum

A PEUGEOT Service Plan can be purchased up to 12 months after registration date. The prices quoted above are indicative, for a bespoke quote please contact your local PEUGEOT Retailer. If the plan is taken out after the date of registration an additional payment will be required to cover this starting period. Any normal wear and tear maintenance work such as replacement of tyres, brake pads, brake discs, clutches, shock absorbers, wipers, batteries, bulbs, silencer, exhausts and windscreens are excluded. Servicing must be carried out by a PEUGEOT Authorised Repairer in the UK. PEUGEOT Motor Company reserve the right to change, amend or withdraw this product at any time.


Extended PEUGEOT Assistance*

What's included: Extension of your PEUGEOT Assistance Cover

- Offers you the opportunity to extend PEUGEOT Assistance up to a further two years
- Cover includes:
 - PEUGEOT Assistance from Home
 - PEUGEOT Roadside Assistance
 - PEUGEOT Recovery
 - PEUGEOT Onward Travel
 - PEUGEOT European Cover

* Excludes non-vehicle induced faults

To find out about extending your PEUGEOT Assistance cover, call 0800 294 0294



Model shown is PEUGEOT e-Traveller Allure in Nera Black metallic paint.

PEUGEOT e-Traveller Range: Further Information

Manufacturers Recommended Retail Price On The Road

The On the Road MRRP featured includes the following from April 2022:

Tax band	CO2 (g/km)	First Year VED	Annual Tax	First Reg fee	Delivery Charge	VAT @ 20% on Delivery	Total OTR Costs
		Electric car	Electric car				Electric car
A	0	£0.00	£0.00	£55.00	£625.00	£125.00	£805.00
B	1-50	£0.00	£145.00	£55.00	£625.00	£125.00	£805.00
C	51-75	£15.00	£145.00	£55.00	£625.00	£125.00	£820.00
D	76-90	£105.00	£145.00	£55.00	£625.00	£125.00	£910.00
E	91-100	£130.00	£145.00	£55.00	£625.00	£125.00	£935.00
F	101-110	£150.00	£145.00	£55.00	£625.00	£125.00	£955.00
G	111-130	£170.00	£145.00	£55.00	£625.00	£125.00	£975.00
H	131-150	£210.00	£145.00	£55.00	£625.00	£125.00	£1,015.00
I	151-170	£545.00	£145.00	£55.00	£625.00	£125.00	£1,350.00
J	171-190	£885.00	£145.00	£55.00	£625.00	£125.00	£1,690.00
K	191-225	£1,335.00	£145.00	£55.00	£625.00	£125.00	£2,140.00
L	226-255	£1,900.00	£145.00	£55.00	£625.00	£125.00	£2,705.00
M	Over 255	£2,235.00	£145.00	£55.00	£625.00	£125.00	£3,040.00

*Applies to diesel vehicles that do not meet the real driving emissions step 2 (RDE2) standard

VAT is calculated at 20%

VAT is not applicable to cars sold in the Channel Islands

Cars with a list price of over £40,000 when new pay an additional £325 per year on top of the £155 annual tax 'standard rate', for five years after the end of the first licence before returning to the rates listed above. This supplement does not apply to electric vehicles.

PEUGEOT 3 Years of Warranty

All vehicles first registered in the UK and purchased from a UK PEUGEOT Retailer benefit from a PEUGEOT 2 year unlimited mileage manufacturer's warranty and a free optional additional 1 year of warranty provided by the PEUGEOT Retail network in the UK.

PEUGEOT Assistance

All new PEUGEOTs come with PEUGEOT Assistance, our breakdown assistance service.

PEUGEOT Assistance is available every minute of the day and night; 365 days of the year, for you and anyone else driving your PEUGEOT with your permission. Full details are available at www.peugeot.co.uk

Terms and Conditions

All information and prices correct at time of publication, but are subject to change at any time without prior notice (which may occur as a result of matters including, but not limited to, any changes in legislation and/or any changes by the government).

It is our policy to continually improve our vehicles in every way. To avoid any misunderstandings you are advised to check with your PEUGEOT Retailer the prices, specification (including colour), equipment, accessories and equipment relating to any PEUGEOT vehicle and the exact cost and availability prior to ordering.

Where a feature is described as an option in this publication it should be assumed that it is at extra cost unless specifically stated otherwise.

Issued by Sales and Marketing, PEUGEOT Motor Company PLC, Pinley House, Sunbeam Way, Coventry CV3 1ND.

For further information visit our website at peugeot.co.uk or contact your local PEUGEOT Retailer.

